



2009-10 USI Women's Basketball Game Notes

◆ February 9, 2010 ◆

Media Contacts: Ray Simmons, Sports Information Director (Office) 812/465-1622; (Home) 812/402-643
Dan McDonnell, Asst. Sports Information Director (Office) 812/465-1121; (Home) 812/303-6287

Upcoming Games

Tuesday, February 9: at Drury University, 5:45 p.m. (Springfield, MO)*
Saturday, February 13: #2 University of Indianapolis, 1 p.m. (Physical Activities Center)*^
Monday, February 15: Kentucky Wesleyan College, 5:15 p.m. (Physical Activities Center)*
*Denotes GLVC contest; ^Denotes Think Pink contest; All Times are Central.

USI Schedule & Results On the Air

October

Disney Division II West Coast Tip-off Classic
Anaheim, California

Fri. 30: vs. Western Oregon W 71-64
Sat. 31: vs. San Francisco State L 59-62

November

Sun. 1: vs. Fort Lewis L 81-84
Sun. 8: @ Indiana State (Exhib.) L 48-65

Sun. 15: @ Wayne State (MI) W 69-68
Wed. 18: Urbana W 68-64
Sun. 22: Marygrove W 101-40
Tue. 24: Lincoln Memorial W 86-78

Bellarmino Thanksgiving Classic

Louisville, Kentucky
Sat. 28: vs. Saint Francis (IN) W 76-61
Sun. 29: vs. Hillsdale W 91-83

December

Thu. 3: Bellarmine W 89-63*
Sat. 5: Northern Kentucky W 85-76*
Wed. 9: North Alabama W 91-62
Wed. 30: Ferris State W 71-52

January

Sat. 2: Illinois-Springfield W 77-58*
Mon. 4: Saint Joseph's W 84-67*
Thu. 7: @ Missouri S&T L 51-73*
Sat. 9: @ Maryville W 83-66*
Thu. 14: @ Kentucky Wesleyan W 79-61*
Thu. 21: @ Indianapolis L 64-74*
Thu. 28: @ Wisconsin-Parkside L 64-74*
Sat. 30: @ Lewis L 51-60*

February

Thu. 4: Missouri-St. Louis W 75-66*
Sat. 6: Rockhurst W 81-71 (ot)**
Tue. 9: @ Drury 5:45 p.m.*
Sat. 13: Indianapolis 5:15 p.m.*
Mon. 15: Kentucky Wesleyan 5:15 p.m.*
Thu. 18: @ Northern Kentucky 4:30 p.m.*
Sat. 20: @ Bellarmine 4:45 p.m.*
Mon. 22: Quincy 5:15 p.m.*!

GLVC Tournament 1st & 2nd Rounds February 27-28
Sites to be determined: on campus sites

GLVC Tournament Semifinals/Final March 6-7
UIS TRAC
Springfield, Illinois

Midwest Region Tournament March 12-15
Site to be determined

NCAA II Elite Eight March 23-26
Saint Joseph's Civic Center
Saint Joseph, Missouri

*GLVC contest; ^Homecoming; !Senior Day.
All times are Central.

Radio: WPSR 90.7 FM.

Internet: www.theedgeradio.org.

TV/Web casts: B2 Networks/WTSN (Check USI website for coverage)

On the Web

USI Athletic web site: www.gousieagles.com

Live stats for home games: www.usi.edu/sports/wbblive/xlive.htm

Head Coach Rick Stein (11th Year)

USI/career record: 184-128 (.590)
GLVC record: 104-102 (.505)
Home record: 112-47 (.704)
Road record: 48-63 (.432)
Neutral record: 24-18 (.571)
Midwest Region record: 139-113 (.552)

USI in 2009-10

Overall record: 17-6 (.739)
GLVC record: 8-4 (.667)
Division Record: 3-1 (.750)
Home record: 11-0 (1.000)
Road record: 3-4 (.429)
Neutral site record: 3-2 (.600)
Midwest Region record: 12-4 (.750)

USI's last time out

Southern Indiana 81

Pts: E. Young, 19.

Rbs: A. Williams, 7.

Asts: A. Sickles, 4.

Notable: A. Newhart 18 pts.

Recap

USI got five points from junior guard **Amie Newhart** in the final 13 seconds of regulation to overcome a four-point deficit and force overtime. The Eagles, who trailed by 12 at the half, dominated the overtime period, outscoring Rockhurst 12-2 to earn the victory.

USI vs. Opponents

USI at Drury University Panthers (18-6, 10-3 GLVC)

-Series record: DU leads the all-time series, 6-2.

-Series since 2000: DU leads the series, 6-2.

-First meeting: at DU 79, USI 59 (January 19, 2006)

-Last year: at USI 90, DU 86 (2 ot) (2/7/09); at DU 75, USI 69 (2/25/09)

USI vs. #2 University of Indianapolis Greyhounds (23-0, 14-0 GLVC)

-Series record: UIndy leads the all-time series, 31-24.

-Series since 2000: UIndy leads the series, 10-5.

-First meeting: USI 63, UIndy 54 (1979-80)

-Last year: UIndy 93, at USI 68 (1/4/09)

-This year: at UIndy 74, USI 64 (1/21/10)

2009-10 University of Southern Indiana Screaming Eagles

<u>PLAYER</u>	<u>2009-10 Statistics</u>			<u>2009-10 Season Highs</u>	<u>USI Career Highs</u>
	<u>Pt.</u>	<u>Reb.</u>	<u>Ast.</u>		
 <p>#1 Rinesha Soaper Pronunciation: Rye-KNEE-shuh 5'4"...Sophomore...Guard Hometown: Henderson, KY H.S.: Henderson County</p>	7.8	1.2	1.2	Pts: 21-Urbana, 11/18 Reb: 5-Rockhurst, 2/6 Ast: 4-Twice, last on 11/24 Stl: 4-Three times, last on 1/7 Double-figure scoring: 6 20-point outings: 2	Pts: 26-Wayne State, 12/29/08 Reb: 5-Rockhurst, 2/6/10 Ast: 4-Six times, last on 11/24/09 Stl: 5-Three times, last on 1/15/09 Double-figure scoring: 17 20-point outings: 3
 <p>#4 Cootie Leeberg Pronunciation: Coo-tee 5'7"...Sophomore...Guard Hometown: Lombard, IL H.S.: Montini Catholic</p>	4.9	1.6	1.0	Pts: 13-Twice, last on 12/3 Reb: 3-Six times, last on 1/28 Ast: 4-Twice, last on 12/9 Stl: 3-Twice, last on 1/30 Double-figure scoring: 5	Pts: 13-Twice, last on 12/3/09 Reb: 4-Abilene Christian, 11/15/08 Ast: 4-Three times, last on 12/5/09 Stl: 3-Twice, last on 1/30/10 Double-figure scoring: 5
 <p>#10 Ladi Stallard Pronunciation: Lah-dee Stahl-lerd (a is like at in both) 5'11"...Freshman...Guard Hometown: Olney, IL H.S.: Olney East Richland</p>	0.0	0.0	0.3	Pts: n/a Reb: n/a Ast: 1-Marygrove, 11/22 Stl: n/a	First Year at USI
 <p>#12 Anaris Sickles Pronunciation: Uh-nair-is 6'0"...Senior...Forward Hometown: Harrodsburg, KY H.S.: Lexington Catholic Last School: Evansville</p>	7.3	3.3	0.8	Pts: 22-Lewis, 1/30 Reb: 7-San Fran.-St., 10/31 Ast: 4-Rockhurst, 2/6 Stl: 2-Twice, 12/30 Double-figure scoring: 5 20-point outings: 1	First Year at USI
 <p>#13 Abby Williams Pronunciation: as sounds 6'0"...Senior... Guard/Forward Hometown: St. Joseph, IL H.S.: St. Joseph-Ogden Last School: Kankakee C.C.</p>	7.9	5.1*	1.1	Pts: 20-St. Joseph's, 1/4 Reb: 11-Mo.-St. Louis, 2/4 Ast: 3-San Fran. St., 10/31 Stl: 2-Three times, last 2/6 Double-figure scoring: 7 20-point outings: 1 Double-figure rebounding: 1 Double-Doubles: 0	Pts: 20-St. Joseph's, 1/4 Reb: 11-Four times, last 2/4/10 Ast: 5-Edinboro, 11/22/08 Stl: 3-Five times, last on 2/28/09 Double-figure scoring: 18 20-point outings: 1 Double-figure rebounding: 6 Double-Doubles: 4
 <p>#21 Stephanie Gehlhausen Pronunciation: Gell-hows-in 5'10"...Junior...Guard Hometown: Newburgh, IN H.S.: Castle Last School: Ala.-Huntsville</p>	1.4	0.8	0.4	Pts: 5-St. Joseph's, 1/7 Reb: 2-Four times, last 1/28 Ast: 2-Fort Lewis, 11/1 Stl: 2-Marygrove, 11/22	First Year at USI
 <p>#22 Amie Newhart Pronunciation: as sounds 5'6"...Junior...Guard Hometown: Mulberry, IN H.S.: Clinton Prairie</p>	12.1	3.6	3.4*	Pts: 20-Fort Lewis, 11/1 Reb: 7-Ill.-Springfield, 1/2 Ast: 8-Twice, last on 1/4 Stl: 4-Twice, last on 12/3 Double-figure scoring: 14 20-point outings: 1	Pts: 21-Missouri S&T, 2/21/09 Reb: 7-Three times, last on 1/2/10 Ast: 8-Three times, last on 1/4/10 Stl: 5-UW-Parkside, 1/10/08 Double-figure scoring: 46 20-point outings: 2
 <p>#23 Chantiera Johnson Pronunciation: Shan-tee-air-uh 5'10"...Freshman...Guard/Forward Hometown: St. Louis, MO H.S.: Hazelwood Central</p>	0.9	0.4	0.2	Pts: 7-Marygrove, 11/22 Reb: 2-Maryville, 1/9 Ast: 1-Twice, last on 12/3 Stl: 3-Marygrove, 11/22	First Year at USI




*Team Leader.

Continued on next page...

PLAYER		2009-10 Statistics			2009-10 Season Highs	USI Career Highs
		Pt.	Reb.	Ast.		
	#24 Lauren Meneghetti Pronunciation: MEN-eh-get-EE 5'10"...Junior...Guard Hometown: Munster, IN H.S.: Munster	7.1	2.4	1.4	Pts: 17-Indianapolis, 1/21 Reb: 9-Western Oregon, 10/30 Ast: 4-Twice, last on 11/29 Stl: 4-Wayne State, 11/15 Double-figure scoring: 6 20-point outings: 0	Pts: 26-SE Oklahoma St., 11/16/08 Reb: 9-Wesern Oregon, 10/30/09 Ast: 8-Drury, 2/7/09 Stl: 4-Three times, last on 11/15/09 Double-figure scoring: 18 20-point outings: 1
	#25 Stephanie McSparin Pronunciation: Mic-spare-in 6'1"...Junior...Forward/Center Hometown: Marion, IL H.S.: Marion Last School: John A. Logan	2.5	2.3	0.6	Pts: 12-III.-Springfield, 1/2 Reb: 7-III.-Springfield, 1/2 Ast: 2-Marygrove, 11/22 Stl: 2-Ferris State, 12/30 Double-figure scoring: 1	First Year at USI
	#30 Ellen Young Pronunciation: as sounds 5'5"...Junior... Guard Hometown: Salem, IL H.S.: Salem Community Last School: SIU Carbondale	14.9*	4.4	1.9	Pts: 30-Northern Ky., 12/5 Reb: 8-St. Joseph's, 1/4 Ast: 4-Lincoln Mem., 11/24 Stl: 4-Three times, last on 2/6 Double-figure scoring: 18 20-point outings: 4 30-point outings: 1 Double-figure rebounding: 0 Double-Doubles: 0	Pts: 30-Northern Ky., 12/5/09 Reb: 12-Truman State, 12/22/08 Ast: 6-Missouri S&T, 2/21/09 Stl: 5-Grace, 11/29/08 Double-figure scoring: 36 20-point outings: 8 30-point outings: 1 Double-figure rebounding: 2 Double-Doubles: 2
	#31 Simone Swary Pronunciation: Swore-ee 5'11"...Freshman...Forward Hometown: Ft. Wayne, IN H.S.: Northrop	1.7	0.7	0.3	Pts: 5-Marygrove, 11/22 Reb: 2-Marygrove, 11/22 Ast: n/a Stl: 1-Ferris State, 12/30	First Year at USI
	#40 Courtney Perry Pronunciation: as sounds 6'0"...Junior...Forward/Center Hometown: Crown Point, IN H.S.: Crown Point	2.7	2.5	0.3	Pts: 6-Twice, last on 1/9 Reb: 7-III.-Springfield, 1/2 Ast: 2-Marygrove, 11/22 Stl: 2-Three times, last 1/2	Pts: 6-Three times, last on 1/9/10 Reb: 7-III.-Springfield, 1/2/10 Ast: 2-Three times, last on 11/22/09 Stl: 2-Twice, last on 11/22/09
	#43 Leigha Thompson Pronunciation: Leah 6'2"...Sophomore...F/C Hometown: Teutopolis, IL H.S.: Teutopolis	2.3	1.8	0.3	Pts: 7-Marygrove, 11/22 Reb: 5-Marygrove, 11/22 Ast: 1-Marygrove, 11/22 Stl: 1-Ferris State, 12/30	Pts: 7-Marygrove, 11/22/09 Reb: 5-Marygrove, 11/22/09 Ast: 1-Marygrove, 11/22/09 Stl: 1-Ferris State, 12/30/09
	#44 Ashton Mertens Pronunciation: as sounds 6'1"...Sophomore...F/C Hometown: Morton, IL H.S.: Morton Last School: Kankakee C.C.	7.8	4.4	0.7	Pts: 19-N. Alabama, 12/9 Reb: 14-Fort Lewis, 11/1 Ast: 2-Three times, last 1/4 Stl: 2-Maryville, 1/9 Double-figure scoring: 7 Double-figure rebounding: 1	First Year at USI

*Team Leader.

2009-10 Women's Basketball Coaching Staff

	Rick Stein Head Coach (11th season) Pronunciation: Styne		Randa Dallas Assistant Coach (11th season) Pronunciation: Ran-duh		Michelle Irwin-Wagner Assistant Coach (4th season) Pronunciation: as sounds
--	--	---	---	---	---

Starters in last game:	PPG	RPG	APG	Last Game
#12 Anaris Sickles (6'0"...Sr...F...Harrodsburg, KY)	7.3	3.3	0.8	11 pts, 6 rbs, 4 asts
#13 Abby Williams (6'0"...Sr...G/F...St. Joseph, IL)	7.9	5.1*	1.1	10 pts, 7 rbs, 2 stls
#22 Amie Newhart (5'6"...Jr...G...Mulberry, IN)	12.1	3.6	3.4*	18 pts, 6 rbs, 2 stls
#24 Lauren Meneghetti (5'10"...Jr...G...Munster, IN)	7.1	2.4	1.4	4 pts, 1 rb
#30 Ellen Young (5'5"...Jr...G...Salem, IL)	14.9*	4.4	1.9	19 pts, 6 rbs, 4 stls

*Team Leader; Last game was vs. Rockhurst University (February 6, 2010).

GLVC Standings (a.m. February 9, 2010)

Latest Results

School	GLVC	Pct.	Div	Overall	Pct.	Streak
East Division						
Indianapolis*	14-0	1.000	4-0	23-0	1.000	W23
Northern Kentucky*	11-3	0.786	2-2	17-6	0.739	W8
Southern Indiana*	8-4	0.667	3-1	17-6	0.739	W2
Bellarmino*	7-7	0.500	1-3	14-9	0.609	W3
Kentucky Wesleyan	5-9	0.357	0-4	12-11	0.522	W2
West Division						
Drury*	10-3	0.769	4-0	18-6	0.750	L2
Missouri S&T	6-8	0.429	2-2	11-11	0.500	L2
Missouri-St. Louis	6-8	0.429	2-2	10-13	0.435	L2
Maryville^	3-11	0.214	2-2	5-17	0.227	L7
Rockhurst	2-12	0.143	0-4	6-16	0.273	L5
North Division						
Lewis*	10-4	0.714	4-0	14-9	0.609	W4
UW-Parkside*	10-4	0.714	3-1	18-5	0.783	L2
Quincy*	7-6	0.538	1-3	16-6	0.727	L1
Saint Joseph's	4-10	0.286	2-2	6-17	0.261	W1
Illinois-Springfield^	0-14	0.000	0-4	3-20	0.130	W1

February 1, 2010

Oakland City 81, at Illinois-Springfield 73

February 4, 2010

at Northern Kentucky 66, Drury 62*
 at Indianapolis 97, Rockhurst 50*
 at Bellarmine 64, Missouri S&T 62*
 at Kentucky Wesleyan 84, Maryville 74*
at Southern Indiana 75, Missouri-St. Louis 66*
 at Quincy 84, Illinois-Springfield 68*
 at Lewis 85, Saint Joseph's 51*

February 6, 2010

at Indianapolis 69, Drury 65*
 at Bellarmine 87, Maryville 69*
 Saint Joseph's 85, at Quincy 82*
at Southern Indiana 81, Rockhurst 71 (ot)*
 at Kentucky Wesleyan 83, Missouri St. Louis 74*
 at Northern Kentucky 61, Missouri S&T 58*
 at Lewis 74, UW-Parkside 58*

February 8, 2010

at Illinois-Springfield 64, Lindenwood 57

*Clinched berth in GLVC Tournament; ^Not eligible for GLVC Tournament.

Upcoming Schedule

February 9, 2010

Southern Indiana at Drury, 5:15 p.m.*
 Rockhurst at Lincoln, 6 p.m.

February 11, 2010

Northern Kentucky at Bellarmine, 4:45 p.m.*
 Indianapolis at Kentucky Wesleyan, 5:15 p.m.*
 Missouri-St. Louis at Rockhurst, 5:30 p.m.*
 Lewis at UW-Parkside, 5:30 p.m.*
 Quincy at Saint Joseph's, 5:30 p.m.*
 Maryville at Drury, 6 p.m.*
 Lincoln at Missouri S&T, 7 p.m.

February 13, 2010

Indianapolis at Southern Indiana, 1 p.m.*
 Quincy at Illinois-Springfield, 1 p.m.*
 Maryville at Missouri S&T, 1 p.m.*
 Northern Kentucky at Kentucky Wesleyan, 1 p.m.*
 Saint Joseph's at Lewis, 1 p.m.*
 Missouri-St. Louis at Drury, 3:15 p.m.*

February 15, 2010

Bellarmino at Indianapolis, 4:30 p.m.*
 UW-Parkside at Quincy, 5:15 p.m.*
Kentucky Wesleyan at Southern Indiana, 5:15 p.m.*
 Drury at Missouri S&T, 5:30 p.m.*
 Saint Joseph's at Illinois-Springfield, 5:30 p.m.*
 Rockhurst at Maryville, 5:45 p.m.*

USI in the GLVC Rankings (a.m. February 8, 2010)

--Next report coming February 10, 2010

Category	Overall	GLVC Only
Scoring Offense:.....	76.0 (4 th)	73.6 (4 th)
Scoring Defense:.....	66.4 (8 th)	67.4 (7 th)
Scoring Margin:.....	+9.6 (4 th)	+6.2 (7 th)
FT Percentage:.....	.761 (2 nd)	.767 (2 nd)
FG Percentage:.....	.437 (5 th)	.420 (9 th)
FG % Defense:.....	.441 (12 th)	.437 (9 th)
3-pt. FG Percentage:.....	.357 (7 th)	.338 (10 th)
3-pt. FG % Defense:.....	.359 (12 th)	.314 (3 rd)
Rebounding Off.:.....	34.7 (14 th)	34.7 (12 th)
Rebounding Def.:.....	35.0 (7 th)	36.8 (10 th)
Rebounding Margin:.....	-0.4 (13 th)	-2.1 (13 th)
Blocked Shots:.....	1.22 (15 th)	0.92 (15 th)
Assists:.....	12.83 (12 th)	11.17 (12 th)
Steals:.....	9.46 (4 th)	8.92 (6 th)
Turnover Margin:.....	+5.96 (1 st)	+5.42 (2 nd)
Assist/TO Ratio:.....	0.76 (9 th)	0.72 (11 th)
Off. Rebounds:.....	12.26 (9 th)	13.33 (3 rd)
Def. Rebounds:.....	22.39 (14 th)	21.33 (14 th)
3-pt. FGs Made:.....	6.04 (9 th)	5.58 (10 th)

Regional Rankings

(as of Feb. 3, 2010)

1. Indianapolis
2. Michigan Tech
3. Wisconsin-Parkside
4. Drury
5. Northern Michigan
6. Grand Valley State
7. Findlay
8. Southern Indiana
9. Northern Kentucky
10. Quincy

Next poll due out
February 10, 2010.

USI individuals in the GLVC Rankings (a.m. February 8, 2010)

The Eagles have three players ranked in eight GLVC statistical categories:

Amie Newhart (7 categories) is third in free throw percentage (.871), is fourth in assist-to-turnover ratio (2.03), is seventh in minutes played (31.26 mppg), is 11th in 3-point field goal percentage (.420), is tied for 12th in assists (3.43 apg), is 15th in steals (1.57 spg), and is 21st in scoring (12.1 ppg);

Anaris Sickles (1 category) is 11th in free throw percentage (.787);

Ellen Young (5 categories) is fourth in free throw percentage (.844), is sixth in minutes played (31.57 mppg), is sixth in steals (1.91 spg), is eighth in scoring (14.9 ppg), and is 13th in 3-pointers made per game (1.70).

For more on the GLVC, log onto www.glvcsports.com;

USI in the Top 25 of the NCAA Rankings (a.m. February 8, 2010)

As a team, the Eagles are ranked in the top 25 of three NCAA II statistical categories:

Turnover margin (16th); free throw percentage (19th); scoring offense (23rd); **Notables:** Field goal percentage (32nd); 3-point field goal percentage (38th); win-loss percentage (45th); scoring margin (46th).

The Eagles have one player ranked in the top 25 of one NCAA II statistical category:

Amie Newhart (2 categories) is 17th in free throw percentage (.871).

For more on the GLVC, log onto www.ncaa.com;

2009-10 GLVC Preseason Poll

East Division

Team (First-place votes)	Total Points
1. Indianapolis (11)	63
2. Northern Kentucky (4)	55
3. Bellarmine	37
4. Southern Indiana	29
5. Kentucky Wesleyan	15

West Division

Team (First-place votes)	Total Points
1. Drury (14)	66
2. Missouri S&T (1)	52
3. Missouri-St. Louis	36
4. Rockhurst	31
5. Maryville*	16

North Division

Team (First-place votes)	Total Points
1. Quincy (8)	58
2. Lewis (4)	52
3. UW-Parkside (3)	49
4. Saint Joseph's	27
5. Illinois-Springfield*	14

Records when the Screaming Eagles are:	In 2009-10	Under Stein	In 2008-09	USA Today/ESPN D-II Top 25 Coaches Poll:
				February 9, 2010 (Poll #10)
Playing at the PAC:.....	11-0	112-47	10-5	Rk School (1st votes)
Playing on the Road:.....	3-4	48-63	2-6	1. Franklin Pierce (23)
Playing at a Neutral Site:.....	3-2	24-18	2-2	2. Indianapolis (3)
Playing at night:.....	8-4	116-81	10-6	3. Gannon (1)
Playing during the day:.....	9-2	68-47	4-7	4. Michigan Tech
Playing on Monday:.....	1-0	14-2	3-0	5. Arkansas Tech
Playing Tuesday:.....	1-0	13-1	0-0	6. Fort Lewis
Playing on Wednesday:.....	3-0	10-6	1-1	7. UC-San Diego
Playing on Thursday:.....	3-3	50-44	3-3	8. Lander
Playing on Friday:.....	1-0	11-10	1-1	West Texas A&M
Playing on Saturday:.....	5-2	69-59	5-7	10. Emporia State
Playing on Sundays:.....	3-1	17-6	1-1	11. Fort Valley State
Leading at the half:.....	14-1	155-33	13-5	12. Delta State
Trailing at the half:.....	3-4	23-92	0-8	13. Washburn
Tied at the half:.....	0-1	6-3	1-0	14. Tampa
Playing in overtime:.....	1-0	7-6	1-0	15. Clayton State
Playing in October:.....	1-1	1-1	0-0	Francis Marion
Playing in November:.....	6-1	38-14	4-2	17. Alaska-Anchorage
Playing in December:.....	4-0	51-18	3-2	18. Holy Family
Playing in January:.....	4-4	40-49	4-4	19. Seattle Pacific
Playing in February:.....	2-0	45-38	3-5	20. Western Washington
Playing in March:.....	0-0	9-8	0-0	21. Carson-Newman
Outshooting opponent:.....	11-0	137-23	9-0	22. Concordia-St. Paul
Being outshot by opponent:.....	6-6	46-105	5-13	23. California-Pennsylvania
Tie in shooting percentage:.....	0-0	1-0	0-0	24. Tarleton State
Shooting 50 % or better:.....	5-0	54-3	4-0	25. Millersville
Shooting less than 50 %:.....	12-6	130-125	10-13	
Outrebounding opponent:.....	9-1	107-47	10-5	Dropped out:
Being outrebounded:.....	8-5	63-75	2-7	Quincy-21; Bowie State-1.
Tied in rebounding:.....	0-0	14-6	2-1	
Opponent has more turnovers:.....	15-5	144-48	11-5	Others Receiving Votes:
USI has more turnovers:.....	1-0	32-70	3-6	Virginia St.-37; Lenoir-Rhyne-26; Georgia
Teams were tied in turnovers:....	1-1	8-10	0-2	C.&St. U.-18; Wayne St. (Neb.)-18; Adams
USI scores under 70 points:.....	2-5	30-92	3-12	St.-16; Glenville St.-15; Texas A&M-
USI scores 70-79 points:.....	6-0	55-25	3-0	Kingsville-13; Kentucky St.-12; UW-Parkside-
USI scores 80-89 points:.....	6-1	59-8	5-1	10; Fla. Southern-8; Northeastern St.-7; NW
USI scores 90-99 points:.....	2-0	31-1	3-0	Nazarene-7; Newberry-5; Pace-5; Shaw-3;
USI scores 100 or more points:...	1-0	10-1	0-0	Seton Hill-2; Barry-1; Bentley-1; Calif. Poly-
USI vs. Division II Teams:.....	15-6	163-128	12-13	Pomona-1; Grand Valley St.-1; Johnson C.
USI vs. Midwest Region:.....	12-4	139-113	9-12	Smith-1; Stonehill-1.
USI vs. NAIA:.....	2-0	20-0	2-0	
USI vs. USCAA:.....	0-0	1-0	0-0	
USI vs. GLVC:.....	8-4	111-107	6-11	
USI vs. non-GLVC:.....	9-2	71-21	8-2	
USI vs. Top 25:.....	1-2	14-31	0-3	

Coach Stein vs. the GLVC			
Opponent	Record (Pct.)	Opponent	Record (Pct.)
Bellarmine.....	5-13 (.278)	Missouri S&T.....	1-8 (.111)
Drury.....	2-6 (.250)	Missouri-St. Louis.....	17-4 (.810)
Illinois-Springfield.....	7-0 (1.000)	Northern Kentucky.....	7-12 (.368)
Indianapolis.....	5-11 (.313)	Quincy.....	6-15 (.286)
Kentucky Wesleyan.....	14-3 (.824)	Rockhurst.....	7-3 (.700)
Lewis.....	9-12 (.429)	Saint Joseph's.....	13-4 (.765)
Maryville.....	1-0 (1.000)	Wisconsin-Parkside.....	12-7 (.632)

Screaming Eagles Game Notes

- **Eagles clinch GLVC Tournament berth.** The University of Southern Indiana women's basketball team clinched a spot in the GLVC Tournament for the first time in three seasons when it defeated Rockhurst, 81-71, in overtime. Junior guard **Amie Newhart** scored five points in the final 13 seconds of regulation as the Screaming Eagles overcame a 68-64 deficit to force the extra period.
- **USI looking for 20 wins.** The Eagles are just three wins away from their first 20-win season since 2003-04. USI has notched 20 wins seven times in the program's history and has reached the NCAA II Tournament in each of those seasons.
- **Eagles remain perfect at home.** USI is a perfect 11-0 at home this season and is averaging 82.5 points per game during that span. The Eagles are shooting 47.0 percent from the field, 38.2 percent from the arc. The Eagles are averaging just 65.9 points per contest and are shooting 40.9 percent from the field, 31.7 percent from three-point range, in their seven road games.
- **USI is still in the hunt to host first-round cluster.** With a GLVC Tournament berth in the bag, USI still is in the running to host one of the four first and second-round clusters if it finishes as the top wild card team.
- **Three-point shooting woes.** The Eagles are struggling from the perimeter in the last four games, shooting just 19.7 percent (13-66) from behind the arc. Prior to the four-game stretch, the Eagles were ranked ninth in the nation in three-point field goal percentage (.390).
- **USI on pace for 2,000.** The Eagles are on pace to reach the 2,000-point plateau for the first time since the 2006-07 season and the fifth time under Head Coach **Rick Stein**. In three of the previous four seasons that USI has racked up 2,000 points under Stein, the Eagles have advanced to the NCAA II Tournament. The Eagles are currently on pace to finish the regular season with 2,204 points.
- **Eagles bench stepped up against Tritons.** After averaging just 10.0 points per contest in losses to UW-Parkside and Lewis, USI's reserves stepped up in the Eagles' win over Missouri-St. Louis. USI's bench provided the Eagles with 35 points, including seven points in the final five minutes that saw USI outscore the Tritons 16-7.
- **Eagles' depth hurting opponents.** USI's depth has hurt the opposition this season. The Eagles have seen their bench outscore the opposition's reserves by nearly nine points per game (27.5-18.8). USI's bench has outscored the opposition in 17 of its 23 games this season, including 10 of its 12 GLVC contests.
- **Eagles putting up big numbers.** USI has reached the 80-point plateau 10 times this season and the 90-point plateau three times. USI scored 80 or more points in nine contests in 2008-09 and only three times in 2007-08. The last time USI reached the 80-point plateau 10 times in one season was 2004-05. During their NCAA II Tournament runs under Head Coach **Rick Stein**, the Eagles reached the 80-point plateau a combined 57 times (21 times in 2000-01; 19 times in 2001-02; 17 times in 2003-04).
- **Sickles has stepped up production.** Senior forward **Anaris Sickles**, who scored a career-high 22 points against Lewis, is averaging 11.7 points per game in USI's last six contests.
- **Young eclipses 1,000-point mark.** Junior guard **Ellen Young**, who recorded her 1,000th career collegiate point against UW-Parkside, continues to climb up USI's all-time scoring list. Young, who has amassed 1,055 points in her two seasons at USI and her freshman year at SIU Carbondale, currently ranks 28th all-time at USI with 697 points in a USI uniform.
- **Newhart making move in record books.** Junior guard **Amie Newhart** is moving up in USI's record books. Newhart currently ranks 14th all-time at USI with 862 career points and eighth all-time at USI with 231 career assists. Newhart, who needs just 138 points to become the 11th player in the program's history to reach the 1,000-point plateau, needs 28 points to surpass Holly Billings for 13th on USI's all-time scoring list.
- **Williams ties career-high against Tritons.** Senior guard/forward **Abby Williams** matched a career-high with 11 rebounds against Missouri-St. Louis. Williams, who has reached double-figures in rebounds six times in her career at USI, is averaging a team-best 5.1 rebounds per appearance this season.
- **20-point plateau.** Junior guards **Amie Newhart** (1) and **Ellen Young** (4), senior guard/forward **Abby Williams** (1), senior forward **Anaris Sickles** (1), and sophomore guard **Rinesha Soaper** (2) have combined for nine 20-point outings this season.
- **Young earns national honor.** Junior guard **Ellen Young** was recognized as the national Player of the Month for December by the *Division II Bulletin*. Young averaged 20.3 points per game and shot 59.6 percent (28-47) from the field to lead the Eagles to a 4-0 record including wins over GLVC rivals Bellarmine and Northern Kentucky. Young, who scored a career-high 30 points against Northern Kentucky, also shot 47.8 percent (11-23) from three-point range and 93.3 percent (14-15) from the free throw line.

- **Young nets GLVC honors.** Junior guard **Ellen Young** was named the GLVC Player of the Week after averaging 27.0 points per game against Bellarmine and Northern Kentucky. Young, who shot 73.9 percent from the field and 81.8 percent from the arc, scored 24 points against Bellarmine before dropping in a career-high 30 against NKU.
- **Williams, Newhart claim "All-Classic" honors.** Senior guard/forward **Abby Williams** and junior guard **Amie Newhart** were named to the Bellarmine Thanksgiving Classic "All-Classic" team for their efforts throughout the two-game event. Williams led the Eagles with 16.5 ppg and 6.5 rpg during the two-day classic, while Newhart chipped in 15.0 ppg and 5.0 apg.
- **Eagles claim share of Bellarmine Thanksgiving Classic title.** USI claimed a share of the Bellarmine Thanksgiving Classic championship by beating Saint Francis and Hillsdale. Host Bellarmine also went 2-0 with victories over Saint Francis and Hillsdale as well.
- **Eagles finish second at Disney.** The University of Southern Indiana women's basketball team finished second at the Disney D-II West Coast Tip-Off Classic. The Screaming Eagles, who posted a seven-point win over Western Oregon before suffering back-to-back three-point setbacks to San Francisco State and No. 5 Fort Lewis, had the point-differential tie-breaker over San Francisco State and Western Oregon.
- **Newhart earns All-Tournament honors.** Junior guard **Amie Newhart** earned All-Tournament honors at the Disney D-II West Coast Tip-Off Classic after averaging a team-best 15.7 points per contest. Newhart, who was second among all players in scoring at the Disney D-II West Coast Tip-Off Classic, racked up double-digits in all three games, including a team-high tying 20 points against Fort Lewis.
- **Stein is USI's all-time winningest coach.** Head Coach **Rick Stein** surpassed former Head Coach Chancellor Dugan for first place on the program's all-time wins list with USI's 80-75 victory over Wayne State (12/29/08). Stein, who has been a part in 343 victories during his stay at USI, has put up 184 victories in his 10-plus years at the helm of the USI women's basketball program. Stein reached his 100th career victory in just 151 games, making him the fastest coach in the program's history to accomplish that feat.
- **Magic Mark: 75 points.** The Eagles have won 96 of their last 108 games when scoring at least 75 points. USI is 196-19 (.912) since 1996-97 when reaching the 75-point plateau.

Southern Indiana vs. Rockhurst University (February 6, 2010)

Official Basketball Box Score -- Game Totals -- Final Statistics

Rockhurst vs Southern Indiana

02-06-10 1 p.m. at Evansville, IN (PAC)

VISITORS: Rockhurst 6-16, 2-12

##	Player Name	TOT-FG			3-PT			REBOUNDS			PF	TP	A	TO	BLK	S	MIN
		FG-FGA	FG-FGA	FT-FTA	OF	DE	TOT										
00	Carr, Kate.....	f	3-8	1-3	4-6	2	6	8	3	11	0	0	0	2	31		
32	Sarcone, Chrissy....	f	4-4	0-0	4-4	2	4	6	5	12	2	2	0	0	27		
24	Hurley, Meghan.....	c	5-9	0-0	7-8	1	6	7	4	17	1	2	1	0	31		
11	Medina, Eli.....	g	2-5	0-0	5-6	1	6	7	2	9	1	5	0	4	30		
22	Fromm, Ali.....	g	0-8	0-4	5-8	0	1	1	2	5	1	1	0	2	29		
14	Cook, Megan.....		0-1	0-0	0-0	0	1	1	1	0	0	2	0	0	5		
20	Geiman, Shelby.....		2-4	1-3	0-0	1	0	1	2	5	0	1	0	0	19		
21	Zamora, Valerie.....		2-8	1-5	1-2	0	4	4	4	6	0	6	0	0	26		
23	Komonce, Christina..		0-0	0-0	0-0	0	0	0	1	0	0	1	0	0	2		
33	Edwards, Bri.....		2-4	0-1	0-0	0	1	1	3	4	0	1	0	0	11		
45	Lambkins, Jade.....		1-3	0-0	0-1	2	2	4	2	2	2	1	1	1	14		
TEAM.....						2	2										
Totals.....			21-54	3-16	26-35	11	31	42	29	71	7	22	2	9	225		

TOTAL FG% 1st Half:	14-28	50.0%	2nd Half:	7-20	35.0%	OT:	0-6	0.0%	Game:	38.9%	DEADB
3-Pt. FG% 1st Half:	2-8	25.0%	2nd Half:	1-5	20.0%	OT:	0-3	0.0%	Game:	18.8%	REBS
F Throw % 1st Half:	10-13	76.9%	2nd Half:	14-16	87.5%	OT:	2-6	33.3%	Game:	74.3%	5

HOME TEAM: Southern Indiana 17-6, 8-4

##	Player Name	TOT-FG			3-PT			REBOUNDS			PF	TP	A	TO	BLK	S	MIN
		FG-FGA	FG-FGA	FT-FTA	OF	DE	TOT										
12	Sickles, Anaris.....	f	4-7	0-0	3-5	4	2	6	4	11	4	0	0	0	0	28	
13	Williams, Abby.....	f	3-6	1-4	3-8	2	5	7	3	10	0	1	0	2	35		
22	Newhart, Amie.....	g	5-9	3-5	5-6	0	6	6	1	18	1	2	0	2	39		
24	Meneghetti, Lauren..	g	1-5	0-3	2-2	1	0	1	3	4	0	0	0	0	13		
30	Young, Ellen.....	g	5-17	1-7	8-8	3	3	6	2	19	1	2	0	4	42		
01	Soaper, Rinesha.....		3-10	0-6	2-3	3	2	5	4	8	2	5	0	2	27		
04	Leeberg, Cootie.....		0-1	0-0	0-0	1	0	1	4	0	1	3	0	0	10		
21	Gehlhausen, Stephanie		0-0	0-0	0-0	0	0	0	1	0	0	0	0	0	3		
25	McSparin, Stephanie..		1-1	0-0	2-2	0	3	3	1	4	0	0	0	0	9		
44	Mertens, Ashton.....		3-9	0-0	1-1	0	2	2	2	7	1	2	0	0	19		
TEAM.....						1	3	4									
Totals.....			25-65	5-25	26-35	15	26	41	25	81	10	15	0	10	225		

TOTAL FG% 1st Half:	11-31	35.5%	2nd Half:	12-31	38.7%	OT:	2-3	66.7%	Game:	38.5%	DEADB
3-Pt. FG% 1st Half:	2-9	22.2%	2nd Half:	3-15	20.0%	OT:	0-1	0.0%	Game:	20.0%	REBS
F Throw % 1st Half:	4-5	80.0%	2nd Half:	14-22	63.6%	OT:	8-8	100%	Game:	74.3%	3

Officials: Bob Frey, Wayne Patterson, Tony Ramsey

Technical fouls: Rockhurst-None. Southern Indiana-None.

Attendance: 1000

Score by Periods	1st	2nd	OT	Total
Rockhurst.....	40	29	2	71
Southern Indiana.....	28	41	12	81

Points in the paint-RU 22,USI 26. Points off turnovers-RU 11,USI 21.

2nd chance points-RU 12,USI 16. Fast break points-RU 0,USI 4.

Bench points-RU 17,USI 19. Score tied-6 times. Lead changed-6 times.

Last FG-RU 2nd-01:08, USI OT-02:10.

Largest lead-RU by 14 1st-05:06, USI by 10 OT-00:35.

Screaming Eagles' 2009-10 Statistics (as of a.m. February 9, 2010)

RECORD:	OVERALL	HOME	AWAY	NEUTRAL
ALL GAMES.....	(17-6)	(11-0)	(3-4)	(3-2)
CONFERENCE.....	(8-4)	(6-0)	(2-4)	(0-0)
NON-CONFERENCE.....	(9-2)	(5-0)	(1-0)	(3-2)

##	Player	GP-GS	Min--Avg	---TOTAL---		---3-PTS---		----REBOUNDS----								PF	FO	A	TO	Blk	Stl	Pts	Avg
				FG-FGA	Pct	3FG-FGA	Pct	FT-FTA	Pct	Off	Def	Tot	Avg										
30	Young, Ellen.....	23-23	726 31.6	119-272	.438	39-104	.375	65-77	.844	37	64	101	4.4	42	0	43	58	1	44	342	14.9		
	Conference-Only..	12-12	387 32.2	69-157	.439	25-60	.417	37-41	.902	24	35	59	4.9	22	0	23	25	0	24	200	16.7		
22	Newhart, Amie.....	23-23	719 31.3	84-189	.444	29-69	.420	81-93	.871	10	73	83	3.6	28	0	79	39	2	36	278	12.1		
	Conference-Only..	12-12	386 32.2	40-106	.377	9-31	.290	44-51	.863	7	40	47	3.9	12	0	43	18	0	19	133	11.1		
13	Williams, Abby.....	22-21	537 24.4	61-131	.466	12-42	.286	40-66	.606	36	77	113	5.1	61	3	24	42	4	15	174	7.9		
	Conference-Only..	11-11	299 27.2	25-59	.424	6-24	.250	20-35	.571	20	36	56	5.1	31	2	8	21	1	9	76	6.9		
01	Soaper, Rinesha....	23-11	380 16.5	60-146	.411	22-70	.314	37-46	.804	13	15	28	1.2	48	1	28	49	0	29	179	7.8		
	Conference-Only..	12-3	185 15.4	26-66	.394	7-27	.259	22-27	.815	5	5	10	0.8	23	1	9	25	0	14	81	6.8		
44	Mertens, Ashton....	23-4	397 17.3	75-154	.487	0-0	.000	29-38	.763	40	61	101	4.4	42	0	17	34	6	9	179	7.8		
	Conference-Only..	12-1	176 14.7	37-77	.481	0-0	.000	9-11	.818	19	23	42	3.5	28	0	6	11	2	4	83	6.9		
12	Sickles, Anaris....	23-18	452 19.7	54-120	.450	0-5	.000	59-75	.787	32	44	76	3.3	56	1	19	39	8	12	167	7.3		
	Conference-Only..	12-9	223 18.6	28-61	.459	0-1	.000	26-31	.839	16	17	33	2.8	30	1	11	14	4	3	82	6.8		
24	Meneghetti, Lauren.	23-12	490 21.3	53-138	.384	20-59	.339	37-45	.822	22	33	55	2.4	37	0	33	46	0	21	163	7.1		
	Conference-Only..	12-9	250 20.8	28-74	.378	11-33	.333	20-25	.800	13	16	29	2.4	18	0	11	24	0	7	87	7.3		
04	Leeberg, Cootie....	23-0	318 13.8	30-72	.417	13-29	.448	39-53	.736	7	29	36	1.6	36	0	24	33	1	24	112	4.9		
	Conference-Only..	12-0	186 15.5	17-42	.405	8-17	.471	17-25	.680	4	13	17	1.4	26	0	10	22	1	15	59	4.9		
40	Perry, Courtney....	20-3	227 11.4	19-45	.422	0-0	.000	15-26	.577	21	28	49	2.5	39	0	6	16	1	7	53	2.7		
	Conference-Only..	10-3	128 12.8	8-22	.364	0-0	.000	6-11	.545	14	20	34	3.4	21	0	3	11	1	5	22	2.2		
25	McSparin, Stephanie	20-0	192 9.6	18-41	.439	0-0	.000	14-19	.737	19	26	45	2.3	35	0	11	16	3	5	50	2.5		
	Conference-Only..	12-0	132 11.0	13-27	.481	0-0	.000	14-18	.778	14	17	31	2.6	25	0	8	8	2	2	40	3.3		
43	Thompson, Leigha...	4-0	21 5.3	4-7	.571	0-0	.000	1-3	.333	2	5	7	1.8	6	0	1	2	0	1	9	2.3		
	Conference-Only..	2-0	7 3.5	0-2	.000	0-0	.000	0-0	.000	0	2	2	1.0	2	0	0	0	0	0	0	0.0		
31	Swary, Simone.....	3-0	8 2.7	2-4	.500	0-0	.000	1-1	1.000	1	1	2	0.7	1	0	0	0	2	1	5	1.7		
	Conference-Only..	1-0	1 1.0	0-0	.000	0-0	.000	0-0	.000	0	0	0	0.0	1	0	0	0	0	0	0	0.0		
21	Gehlhausen, Stephani	19-0	107 5.6	10-21	.476	3-9	.333	4-12	.333	7	8	15	0.8	12	0	7	10	0	7	27	1.4		
	Conference-Only..	9-0	51 5.7	7-12	.583	1-5	.200	3-8	.375	4	4	8	0.9	6	0	1	4	0	3	18	2.0		
23	Johnson, Chantiera.	10-0	41 4.1	2-10	.200	1-2	.500	4-6	.667	1	3	4	0.4	4	0	2	4	0	6	9	0.9		
	Conference-Only..	5-0	13 2.6	0-4	.000	0-0	.000	2-4	.500	1	2	3	0.6	0	0	1	2	0	2	2	0.4		
10	Stallard, Ladi.....	3-0	10 3.3	0-1	.000	0-0	.000	0-0	.000	0	0	0	0.0	2	0	1	0	0	0	0	0.0		
	Conference-Only..	1-0	1 1.0	0-0	.000	0-0	.000	0-0	.000	0	0	0	0.0	0	0	0	0	0	0	0	0.0		
TEAM.....										34	48	82	3.6	0		2							
Conference-Only..										19	26	45	3.8	0		0							
Total.....		23	4625	591-1351	.437	139-389	.357	426-560	.761	282	515	797	34.7	449	5	295	390	28	217	1747	76.0		
Conference-Only..		12	2425	298-709	.420	67-198	.338	220-287	.767	160	256	416	34.7	245	4	134	187	11	107	883	73.6		
Opponents.....		23	4625	532-1207	.441	132-368	.359	331-490	.676	245	561	806	35.0	498	-	276	527	52	167	1527	66.4		
Conference-Only..		12	2425	279-639	.437	61-194	.314	190-270	.704	147	294	441	36.8	249	6	140	252	34	82	809	67.4		

SCORE BY PERIODS:	1st	2nd	OT	Total
Southern Indiana.....	862	873	12	- 1747
Opponents.....	744	781	2	- 1527

DEADBALL REBOUNDS:	OFF	DEF	TOTAL
Southern Indiana.....	50	2	52
Opponents.....	72	1	73

TEAM STATISTICS	USI	OPP
SCORING.....	1747	1527
Points per game.....	76.0	66.4
Scoring margin.....	+9.6	-
FIELD GOALS-ATT.....	591-1351	532-1207
Field goal pct.....	.437	.441
3 POINT FG-ATT.....	139-389	132-368
3-point FG pct.....	.357	.359
3-pt FG made per game.....	6.0	5.7
FREE THROWS-ATT.....	426-560	331-490
Free throw pct.....	.761	.676
REBOUNDS.....	797	806
Rebounds per game.....	34.7	35.0
Rebounding margin.....	-0.4	-
ASSISTS.....	295	276
Assists per game.....	12.8	12.0
TURNOVERS.....	390	527
Turnovers per game.....	17.0	22.9
Turnover margin.....	+6.0	-
Assist/turnover ratio.....	0.8	0.5
STEALS.....	217	167
Steals per game.....	9.4	7.3
BLOCKS.....	28	52
Blocks per game.....	1.2	2.3
WINNING STREAK.....	2	-
Home win streak.....	11	-
ATTENDANCE.....	7195	4249
Home games-Avg/Game.....	11-654	7-482
Neutral site-Avg/Game.....	-	5-175

Specialty Statistics	T/O	2ndCh	Paint	FastB	Bench	Ties	Leads
Opponent							
Western Oregon	28	16	32	0	32	0	1
San Francisco State	19	8	12	0	12	1	4
Fort Lewis College	34	16	30	0	36	3	2
Wayne State	30	7	30	6	20	4	4
Urbana	35	8	36	10	9	1	4
Marygrove	37	18	52	20	52	0	0
Lincoln Memorial	21	12	28	4	16	1	1
ST. FRANCIS	23	9	24	6	21	2	6
HILLSDALE	19	10	34	4	36	2	2
Bellarmine	32	14	18	2	40	0	0
Northern Kentucky	15	6	20	2	24	5	5
North Alabama	17	9	38	6	47	0	0
Ferris State	31	11	26	2	25	0	3
Illinois-Springfield	22	23	20	0	33	1	3
Saint Joseph's	26	14	30	2	36	0	1
Missouri S&T	11	6	18	2	21	0	1
Maryville University	24	15	38	0	43	0	1
Kentucky Wesleyan	17	6	28	3	30	0	0
Indianapolis	15	9	28	0	25	0	0
UW-Parkside	15	18	40	0	14	1	2
Lewis University	15	12	26	0	6	0	0
Missouri-St. Louis	30	18	34	4	35	11	7
Rockhurst	21	16	26	4	19	3	3
Totals	537	281	668	77	632	35	50
Average/Game	23.3	12.2	29.0	3.3	27.5	1.5	2.2
Opponent	335	248	548	57	432	38	50
Average/Game	14.6	10.8	23.8	2.5	18.8	1.7	2.2

Southern Indiana Game-by-Game Points-Rebounds-Assists (as of a.m. February 9, 2010)

Opponent	Date	Score	WL	01 SOAPER, RI	04 LEEGER, C	10 STALLARD,	12 SICKLES, A	13 WILLIAMS,	21 GEHLHAUSE	22 NEWHART, A	23 JOHNSON, C	24 MENEHGETT
vs Western Oregon	10-30-09	71-64	W	7- 1- 1	7- 1- 0	DNP	16- 5- 0	0- 5- 2	0- 1- 1	10- 3- 1	0- 0- 0	7- 9- 4
vs San Francisco State	10-31-09	59-62	L	2- 0- 0	0- 2- 1	DNP	5- 7- 0	0- 1- 3	1- 1- 0	17- 1- 3	DNP	7- 2- 2
vs Fort Lewis College	11-01-09	81-84	L	20- 2- 2	3- 0- 1	DNP	10- 3- 1	7- 5- 2	0- 0- 2	20- 4- 1	DNP	5- 0- 1
at Wayne State	11-15-09	69-68	W	7- 2- 2	1- 3- 0	DNP	9- 5- 3	9- 4- 0	0- 0- 0	11- 5- 1	DNP	11- 0- 3
URBANA	11-18-09	68-64	W	21- 1- 3	0- 1- 1	DNP	5- 2- 1	6- 6- 2	0- 0- 1	11- 3- 2	DNP	2- 2- 3
MARYGROVE	11-22-09	101-40	W	8- 4- 4	11- 3- 2	0- 0- 1	10- 3- 0	10- 4- 1	3- 2- 1	8- 4- 8	7- 1- 1	5- 0- 2
LINCOLN MEMORIAL	11-24-09	86-78	W	18- 2- 4	5- 2- 2	DNP	7- 3- 1	14- 9- 1	0- 0- 0	10- 1- 2	DNP	5- 0- 0
vs ST. FRANCIS	11-28-09	76-61	W	6- 2- 1	0- 2- 0	DNP	8- 5- 0	15- 8- 1	0- 1- 0	16- 5- 4	0- 0- 0	9- 3- 2
vs HILLSDALE	11-29-09	91-83	W	0- 1- 0	13- 3- 1	DNP	8- 5- 0	18- 5- 1	DNP	14- 3- 6	DNP	12- 5- 4
BELLARMINE	12-03-09	89-63	W	10- 1- 2	13- 0- 0	DNP	4- 3- 1	2- 6- 1	0- 0- 0	9- 5- 4	0- 0- 1	8- 1- 2
NORTHERN KENTUCKY	12-05-09	85-76	W	4- 0- 0	0- 2- 4	DNP	6- 2- 1	5- 4- 0	DNP	16- 5- 4	DNP	16- 4- 1
NORTH ALABAMA	12-09-09	91-62	W	7- 1- 1	7- 2- 4	DNP	0- 4- 2	11- 6- 1	2- 0- 0	12- 3- 5	0- 0- 0	10- 4- 1
FERRIS STATE	12-30-09	71-52	W	2- 2- 1	6- 0- 2	0- 0- 0	7- 1- 0	8- 4- 2	3- 2- 1	16- 4- 3	0- 0- 0	3- 1- 0
ILLINOIS-SPRINGFIELD	01-02-10	77-58	W	9- 1- 1	4- 2- 0	DNP	0- 2- 0	DNP	2- 1- 0	15- 7- 5	0- 1- 0	11- 5- 2
SAINT JOSEPH'S	01-04-10	84-67	W	10- 1- 0	6- 0- 0	0- 0- 0	2- 4- 1	20- 5- 1	5- 2- 0	2- 3- 8	1- 0- 0	6- 2- 1
at Missouri S&T	01-07-10	51-73	L	8- 0- 0	1- 1- 1	DNP	0- 0- 0	0- 3- 0	5- 1- 0	16- 3- 0	DNP	5- 2- 0
at Maryville University	01-09-10	83-66	W	14- 1- 1	12- 3- 1	DNP	0- 0- 0	9- 6- 0	3- 0- 1	8- 4- 6	1- 2- 0	3- 2- 2
at Kentucky Wesleyan	01-14-10	79-61	W	4- 0- 2	6- 1- 0	DNP	14- 3- 1	8- 8- 1	0- 1- 0	19- 4- 4	DNP	4- 1- 1
at Indianapolis	01-21-10	64-74	L	0- 0- 0	5- 3- 2	DNP	9- 1- 2	8- 1- 0	DNP	7- 4- 4	DNP	17- 3- 0
at UW-Parkside	01-28-10	64-74	L	3- 1- 0	0- 3- 0	DNP	8- 3- 1	5- 1- 1	3- 2- 0	8- 0- 4	DNP	2- 3- 0
at Lewis University	01-30-10	51-60	L	2- 0- 1	2- 1- 0	DNP	22- 6- 0	5- 4- 2	0- 1- 0	7- 3- 2	DNP	5- 4- 1
MISSOURI-ST. LOUIS	02-04-10	75-66	W	9- 0- 0	10- 0- 1	DNP	6- 3- 0	4-11- 2	DNP	8- 3- 1	0- 0- 0	6- 1- 1
ROCKHURST	02-06-10	81-71	WO	8- 5- 2	0- 1- 1	DNP	11- 6- 4	10- 7- 0	0- 0- 0	18- 6- 1	DNP	4- 1- 0

Opponent	Date	Score	WL	25 MCSPARIN,	30 YOUNG, ELL	31 SWARY, SIM	40 PERRY, COU	43 THOMPSON,	44 MERTENS, A
vs Western Oregon	10-30-09	71-64	W	0- 0- 0	14- 3- 1	DNP	2- 1- 0	DNP	8- 6- 2
vs San Francisco State	10-31-09	59-62	L	0- 1- 1	9- 4- 1	DNP	4- 3- 0	DNP	14- 4- 1
vs Fort Lewis College	11-01-09	81-84	L	DNP	4- 4- 1	DNP	6- 0- 1	DNP	6-14- 1
at Wayne State	11-15-09	69-68	W	0- 0- 0	13- 2- 1	DNP	1- 1- 0	DNP	7- 3- 2
URBANA	11-18-09	68-64	W	DNP	16- 3- 3	DNP	3- 1- 0	DNP	4- 1- 1
MARYGROVE	11-22-09	101-40	W	2- 5- 2	13- 4- 2	5- 2- 0	2- 4- 2	7- 5- 1	10- 7- 1
LINCOLN MEMORIAL	11-24-09	86-78	W	DNP	21- 5- 4	DNP	2- 1- 0	DNP	4- 5- 1
vs ST. FRANCIS	11-28-09	76-61	W	0- 0- 0	10- 5- 4	DNP	2- 0- 0	DNP	10- 3- 0
vs HILLSDALE	11-29-09	91-83	W	4- 2- 0	15- 6- 1	DNP	DNP	DNP	7- 9- 0
BELLARMINE	12-03-09	89-63	W	6- 4- 1	24- 2- 1	DNP	2- 0- 0	DNP	11- 6- 1
NORTHERN KENTUCKY	12-05-09	85-76	W	0- 4- 1	30- 3- 2	DNP	DNP	DNP	8- 3- 0
NORTH ALABAMA	12-09-09	91-62	W	4- 5- 0	14- 5- 2	DNP	5- 1- 0	DNP	19- 2- 1
FERRIS STATE	12-30-09	71-52	W	0- 1- 0	13- 1- 0	0- 0- 0	4- 3- 0	2- 0- 0	7- 5- 1
ILLINOIS-SPRINGFIELD	01-02-10	77-58	W	12- 7- 1	12- 4- 1	DNP	4- 7- 1	DNP	8- 2- 0
SAINT JOSEPH'S	01-04-10	84-67	W	5- 2- 1	18- 8- 2	0- 0- 0	5- 5- 0	0- 0- 0	4- 8- 2
at Missouri S&T	01-07-10	51-73	L	2- 3- 1	9- 2- 0	DNP	1- 2- 0	DNP	4- 4- 0
at Maryville University	01-09-10	83-66	W	5- 2- 1	14- 6- 3	DNP	6- 6- 1	0- 2- 0	8- 2- 1
at Kentucky Wesleyan	01-14-10	79-61	W	2- 3- 1	18- 1- 3	DNP	0- 5- 0	DNP	4- 2- 0
at Indianapolis	01-21-10	64-74	L	1- 0- 0	7- 7- 3	DNP	0- 3- 1	DNP	10- 4- 0
at UW-Parkside	01-28-10	64-74	L	2- 1- 0	27- 7- 3	DNP	2- 3- 0	DNP	4- 3- 0
at Lewis University	01-30-10	51-60	L	0- 0- 0	6- 7- 2	DNP	0- 2- 0	DNP	2- 2- 0
MISSOURI-ST. LOUIS	02-04-10	75-66	W	1- 2- 1	16- 6- 2	DNP	2- 1- 0	DNP	13- 4- 1
ROCKHURST	02-06-10	81-71	WO	4- 3- 0	19- 6- 1	DNP	DNP	DNP	7- 2- 1

Southern Indiana Team High/Low Analysis (as of a.m. February 9, 2010)

Southern Indiana - TEAM GAME HIGHS

POINTS.....	101	MARYGROVE (11-22-09)
FIELD GOALS MADE.....	37	MARYGROVE (11-22-09)
FIELD GOAL ATTEMPTS.....	72	LINCOLN MEMORIAL (11-24-09)
FIELD GOAL PERCENTAGE.....	.557 (34-61)	NORTH ALABAMA (12-09-09)
3 PT FIELD GOALS MADE.....	11	Twice, last vs. NORTHERN KENTUCKY (12-05-09)
3 PT FG ATTEMPTS.....	25	ROCKHURST (02-06-10)
3 PT FG PERCENTAGE.....	.647 (11-17)	BELLARMINE (12-03-09)
FREE THROWS MADE.....	33	vs ST. FRANCIS (11-28-09)
FREE THROW ATTEMPTS.....	40	vs HILLSDALE (11-29-09)
FREE THROW PERCENTAGE.....	.909 (20-22)	at Kentucky Wesleyan (01-14-10)
REBOUNDS.....	50	MARYGROVE (11-22-09)
ASSISTS.....	28	MARYGROVE (11-22-09)
STEALS.....	16	FERRIS STATE (12-30-09)
BLOCKED SHOTS.....	6	MARYGROVE (11-22-09)
TURNOVERS.....	24	at Wayne State (11-15-09)
FOULS.....	26	Twice, last vs. MISSOURI-ST. LOUIS (02-04-10)

Opponent - GAME HIGHS

POINTS.....	84	vs Fort Lewis College (11-01-09)
FIELD GOALS MADE.....	32	vs HILLSDALE (11-29-09)
FIELD GOAL ATTEMPTS.....	64	vs HILLSDALE (11-29-09)
FIELD GOAL PERCENTAGE.....	.558 (24-43)	URBANA (11-18-09)
3 PT FIELD GOALS MADE.....	12	vs Fort Lewis College (11-01-09)
3 PT FG ATTEMPTS.....	28	vs Western Oregon (10-30-09)
3 PT FG PERCENTAGE.....	.571 (4- 7)	at Kentucky Wesleyan (01-14-10)
FREE THROWS MADE.....	26	Twice, last: ROCKHURST (02-06-10)
FREE THROW ATTEMPTS.....	35	ROCKHURST (02-06-10)
FREE THROW PERCENTAGE.....	.875 (14-16)	NORTHERN KENTUCKY (12-05-09)
REBOUNDS.....	46	Twice, last: at Lewis University (01-30-10)

Opponent Game Highs continued on next page...

Opponent - GAME HIGHS continued...

ASSISTS.....	21	vs HILLSDALE (11-29-09)
STEALS.....	13	at Wayne State (11-15-09)
BLOCKED SHOTS.....	5	Twice, last: at Lewis University (01-30-10)
TURNOVERS.....	39	FERRIS STATE (12-30-09)
FOULS.....	29	ROCKHURST (02-06-10)

Southern Indiana - GAME LOWS

POINTS.....	51	Twice, last at Lewis University (01-30-10)
FIELD GOALS MADE.....	14	at Missouri S&T (01-07-10)
FIELD GOAL ATTEMPTS.....	43	at Wayne State (11-15-09)
FIELD GOAL PERCENTAGE.....	.269 (14-52)	at Missouri S&T (01-07-10)
3 PT FIELD GOALS MADE.....	2	Twice, last: at Lewis University (01-30-10)
3 PT FG ATTEMPTS.....	10	at Wayne State (11-15-09)
3 PT FG PERCENTAGE.....	.143 (2-14)	at Missouri S&T (01-07-10)
FREE THROWS MADE.....	7	URBANA (11-18-09)
FREE THROW ATTEMPTS.....	13	Twice, last at UW-Parkside (01-28-10)
FREE THROW PERCENTAGE.....	.538 (7-13)	URBANA (11-18-09)
REBOUNDS.....	21	URBANA (11-18-09)
ASSISTS.....	2	at Missouri S&T (01-07-10)
STEALS.....	3	LINCOLN MEMORIAL (11-24-09)
BLOCKED SHOTS.....	0	Nine times, last vs. ROCKHURST (02-06-10)
TURNOVERS.....	10	LINCOLN MEMORIAL (11-24-09)
FOULS.....	14	Twice, last vs. NORTHERN KENTUCKY (12-05-09)

Opponent - GAME LOWS

POINTS.....	40	MARYGROVE (11-22-09)
FIELD GOALS MADE.....	12	MARYGROVE (11-22-09)
FIELD GOAL ATTEMPTS.....	39	FERRIS STATE (12-30-09)
FIELD GOAL PERCENTAGE.....	.250 (12-48)	MARYGROVE (11-22-09)
3 PT FIELD GOALS MADE.....	1	MARYGROVE (11-22-09)
3 PT FG ATTEMPTS.....	7	at Kentucky Wesleyan (01-14-10)
3 PT FG PERCENTAGE.....	.125 (2-16)	BELLARMINE (12-03-09)
FREE THROWS MADE.....	7	ILLINOIS-SPRINGFIELD (01-02-10)
FREE THROW ATTEMPTS.....	13	LINCOLN MEMORIAL (11-24-09)
FREE THROW PERCENTAGE.....	.438 (7-16)	ILLINOIS-SPRINGFIELD (01-02-10)
REBOUNDS.....	24	Twice, last: NORTH ALABAMA (12-09-09)
ASSISTS.....	1	MARYGROVE (11-22-09)
STEALS.....	2	at Maryville University (Mo.) (01-09-10)
BLOCKED SHOTS.....	0	Four time, last: MISSOURI-ST. LOUIS (02-04-10)
TURNOVERS.....	15	Twice, last: NORTHERN KENTUCKY (12-05-09)
FOULS.....	13	BELLARMINE (12-03-09)

Southern Indiana Player High/Low Analysis (as of a.m. February 9, 2010)

Southern Indiana - INDIVIDUAL GAME HIGHS

Points.....	30	Young, Ellen vs Northern Kentucky (12-05-09)
Field Goals Made.....	9	Five times, last: Sickles, Anaris at Lewis University (01-30-10)
Field Goal Att.....	20	Young, Ellen at UW-Parkside (01-28-10)
FG Pct (min 5 made).....	.889 (8-9)	Young, Ellen vs Bellarmine (12-03-09)
3-Point FG Made.....	5	Twice, last: Young, Ellen at Kentucky Wesleyan (01-14-10)
3-Point FG Att.....	10	Young, Ellen at UW-Parkside (01-28-10)
3-Pt FG Pct (min 4 made).....	1.000 (4-4)	Young, Ellen vs Bellarmine (12-03-09)
Free Throws Made.....	10	Newhart, Amie at Missouri S&T (01-07-10)
Free Throw Att.....	14	Williams, Abby vs HILLSDALE (11-29-09)
FT Pct (min 10 made).....	1.000 (10-10)	Newhart, Amie at Missouri S&T (01-07-10)
Rebounds.....	14	Mertens, Ashton vs Fort Lewis College (11-01-09)
Assists.....	8	Twice, last: Newhart, Amie vs Saint Joseph's (01-04-10)
Steals.....	4	11 times, last: Young, Ellen vs Rockhurst (02-06-10)
Blocked Shots.....	3	Sickles, Anaris at Lewis University (01-30-10)
Turnovers.....	7	Sickles, Anaris at Wayne State (11-15-09)
Fouls.....	5	Five times, last: Sickles, Anaris vs Missouri-St. Louis (02-04-10)

OPPONENT INDIVIDUAL GAME HIGHS

Points.....	27	Gibson, Amanda at UW-Parkside (01-28-10)
Field Goals Made.....	9	Alison Rosel vs Fort Lewis College (11-01-09)
Field Goal Att.....	19	Mogan, Casse vs Northern Kentucky (12-05-09)
FG Pct (min 5 made).....	.889 (8-9)	Deckard, Hailee vs Missouri-St. Louis (02-04-10)
3-Point FG Made.....	6	Twice, last: HARRISON, Chelsea vs HILLSDALE (11-29-09)
3-Point FG Att.....	11	Laura Haugen vs Fort Lewis College (11-01-09)
3-Pt FG Pct (min 2 made).....	1.000 (2-2)	Three times, last: Goffinet, Lauren at Kentucky Wesleyan (01-14-10)
Free Throws Made.....	10	Gibson, Amanda at UW-Parkside (01-28-10)
Free Throw Att.....	12	Pogorzelski, Paulina vs Illinois-Springfield (01-02-10)
FT Pct (min 10 made).....	1.000 (10-10)	Gibson, Amanda at UW-Parkside (01-28-10)
Rebounds.....	20	TATE, Donisha vs San Francisco State (10-31-09)
Assists.....	8	KNIGHT, Brooke vs HILLSDALE (11-29-09)
Steals.....	4	Four times, last: Medina, Eli vs Rockhurst (02-06-10)
Blocked Shots.....	4	Percival, Brittany at Missouri S&T (01-07-10)
Turnovers.....	9	Jackson, Jalyssa vs Urbana (11-18-09)
Fouls.....	5	16 times, last: Sarcone, Chrissy vs Rockhurst (02-06-10)

Drury University Roster and Statistics (as of a.m. February 9, 2010)

No.	Player	Pos.	Ht.	Yr.	Hometown (High School/Previous)
1	Melanie Oliver	F/C	5-11	Sr.	Glen Allen, VA (Manchester/Glenville State)
10	Katie Pritchard	G	5-7	So.	Waynesville, MO (Waynesville)
11	Amanda Gibbons	F	6-0	Fr.	Rogers, AR (Rogers)
12	Erica Groose	F/C	6-1	So.	Eugene, MO (Helias)
21	Kassie Walker	G	5-9	So.	Ironton, MO (Arcadia Valley)
22	Bri Anton	F	5-11	Fr.	Ozark, MO (Ozark)
23	Ja'Nell Jones	G	5-4	Jr.	Chesterfield, VA (Manchester)
25	Lindsay Ballweg	G/F	5-10	Sr.	Shawnee, KS (St. Thomas Aquinas/Kansas)
30	Abby Bracker	F	5-11	Fr.	Nixa, MO (Nixa)
32	Sarah Tipton	G	5-7	Sr.	Springfield, MO (Catholic)
34	Sara Jane Plemmons	F	5-10	Fr.	Marshfield, MO (Marshfield)
44	Caitlin Shouse	F	6-1	Sr.	Greenfield, MO (Greenfield)

Head Coach: Steve Harold

Assistant Coaches: Shelly Jones, John Nicolais, Joe Beaubien, Rachelle Spaulding

RECORD:	OVERALL	HOME	AWAY	NEUTRAL
ALL GAMES	(18-6)	(10-1)	(6-4)	(2-1)
CONFERENCE	(10-3)	(6-0)	(4-3)	(0-0)
NON-CONFERENCE	(8-3)	(4-1)	(2-1)	(2-1)

DATE	TIME	OPPONENT	SCORE	ATTEND	HIGH POINTS	HIGH REBOUNDS
11/16/09	7:00 p.m.	at Grand Valley State	Wot 92-85	551	(18)Oliver, Melanie	(16)Oliver, Melanie
11/20/09	6:15 p.m.	TEXAS A&M-COMMERCE	W 98-60	1144	(23)Ballweg, Lindsay	(9)Shouse, Caitlin
11/21/09	5:15 p.m.	MISSOURI WESTERN STATE	W 103-74	1108	(25)Pritchard, Katie	(11)Oliver, Melanie
11/24/09	7 p.m.	WASHBURN	59-68 L	1422	(21)Pritchard, Katie	(10)Oliver, Melanie
11/27/09	12:00 pm	vs Central Missouri	73-75 L	350	(18)Ballweg, Lindsay	(10)Oliver, Melanie
11/28/09	8:00 pm	at Southwest Baptist University	W 76-58	1112	(26)Ballweg, Lindsay	(6)Oliver, Melanie (6)Shouse, Caitlin (6)Jones, Ja'Nell
12/01/09	7 p.m.	ARKANSAS-FT. SMITH	W 81-63	1018	(20)Oliver, Melanie	(7)Anton, Bri
12/03/09	5:30 PM CST	* at Saint Joseph's Colle	W 88-51	388	(23)Ballweg, Lindsay	(13)Oliver, Melanie
12/05/09	1:00 pm	* at UIS	W 92-56	1121	(18)Ballweg, Lindsay	(6)Groose, Erica (6)Shouse, Caitlin
12/12/09	2:00 pm	at Northeastern State (OK)	49-53 L	500	(11)Pritchard, Katie (11)Jones, Ja'Nell	(9)Oliver, Melanie
12/17/09	1:00 p.m.	vs Chaminade	W 98-49	200	(15)Shouse, Caitlin	(7)Oliver, Melanie
12/18/09	1:00 p.m.	vs Hawaii Pacific	W 81-63	108	(23)Pritchard, Katie	(7)Oliver, Melanie
01/02/10	2 p.m.	NEBRASKA-KEARNEY	W 85-66	1007	(17)Ballweg, Lindsay	(6)Oliver, Melanie (6)Shouse, Caitlin
01/04/10	6 p.m.	* RUW	W 80-52	1017	(18)Pritchard, Katie (18)Ballweg, Lindsay	(9)Oliver, Melanie (9)Plemmons, Sara Jane
01/07/10	6 p.m.	* KENTUCKY WESLEYAN	W 81-60	1038	(23)Ballweg, Lindsay	(8)Shouse, Caitlin
01/09/10	3:15 p.m.	* BELLARMINE	W 78-70	1639	(24)Ballweg, Lindsay	(8)Oliver, Melanie
01-14-10	5:30 p.m.	* at UW-Parkside	71-72 L	279	(18)Ballweg, Lindsay	(9)Oliver, Melanie
01/16/10	5:00 pm	* MISSOURI S&T	W 71-57	1388	(18)Ballweg, Lindsay	(16)Oliver, Melanie
01/21/09	6:00 pm	* QUINCY	W 74-70	1402	(17)Ballweg, Lindsay	(11)Shouse, Caitlin
\1/23/09	1:00 pm	* LEWIS	W 75-72	1338	(21)Pritchard, Katie	(11)Shouse, Caitlin
01-28-10	5:30 p.m.	* at Missouri-St. Louis	W 81-65	322	(30)Ballweg, Lindsay	(9)Shouse, Caitlin
1-30-10	1 p.m.	* at Maryville University (Mo.)	W 78-74	275	(17)Plemmons, Sara Jane	(10)Oliver, Melanie
2/4/10	5:30 p.m.	* at Northern Kentucky	62-66 L	892	(19)Jones, Ja'Nell	(15)Oliver, Melanie
02-06-10	1:00 PM	* at Indianapolis	65-69 L	541	(17)Ballweg, Lindsay	(22)Oliver, Melanie

ATTENDANCE SUMMARY	GAMES	TOTALS	AVG/GAME
HOME	11	13521	1229
AWAY	10	5981	598
NEUTRAL	3	658	219
TOTAL	24	20160	840

Season Box Score

##	Player	GP-GS	Min--Avg	---TOTAL---		---3-PTS---		---REBOUNDS---								PF	FO	A	TO	Blk	Stl	Pts	Avg
				FG-FGA	Pct	3FG-FGA	Pct	FT-FTA	Pct	Off	Def	Tot	Avg										
25	Ballweg, Lindsay...	24-24	722 30.1	152-298	.510	76-151	.503	35-43	.814	10	54	64	2.7	51	1	66	77	9	32	415	17.3		
	Conference-Only..	13-13	405 31.2	90-184	.489	45-89	.506	23-29	.793	6	27	33	2.5	26	1	30	47	5	19	248	19.1		
10	Pritchard, Katie...	24-24	730 30.4	107-203	.527	58-113	.513	38-41	.927	8	51	59	2.5	34	0	79	46	6	41	310	12.9		
	Conference-Only..	13-13	393 30.2	53-105	.505	26-62	.419	20-23	.870	3	28	31	2.4	22	0	44	24	4	22	152	11.7		
01	Oliver, Melanie....	24-24	611 25.5	118-224	.527	0-0	.000	61-104	.587	94	128	222	9.3	64	2	26	39	6	26	297	12.4		
	Conference-Only..	13-13	333 25.6	65-120	.542	0-0	.000	31-60	.517	52	75	127	9.8	41	2	17	20	6	15	161	12.4		
44	Shouse, Caitlin....	21-21	470 22.4	87-152	.572	0-1	.000	38-57	.667	59	83	142	6.8	40	0	29	34	13	14	212	10.1		
	Conference-Only..	10-10	225 22.5	37-69	.536	0-0	.000	20-30	.667	37	40	77	7.7	18	0	11	17	7	5	94	9.4		
23	Jones, Ja'Nell....	24-24	745 31.0	80-169	.473	11-28	.393	65-86	.756	13	57	70	2.9	53	0	157	77	4	48	236	9.8		
	Conference-Only..	13-13	413 31.8	44-98	.449	2-9	.222	40-52	.769	11	28	39	3.0	32	0	79	40	2	29	130	10.0		
34	Plemmons, Sara Jane	24-0	337 14.0	44-74	.595	3-11	.273	28-40	.700	28	49	77	3.2	39	0	13	34	2	11	119	5.0		
	Conference-Only..	13-0	204 15.7	23-43	.535	1-7	.143	15-23	.652	18	36	54	4.2	23	0	1	21	2	5	62	4.8		
12	Groose, Erica.....	24-3	390 16.3	27-73	.370	0-5	.000	38-46	.826	23	58	81	3.4	39	0	25	55	7	9	92	3.8		
	Conference-Only..	13-3	231 17.8	14-38	.368	0-3	.000	25-28	.893	13	34	47	3.6	18	0	14	29	4	4	53	4.1		
11	Gibbons, Amanda....	24-0	306 12.8	27-56	.482	1-3	.333	18-20	.900	16	27	43	1.8	27	0	14	17	7	14	73	3.0		
	Conference-Only..	13-0	135 10.4	8-21	.381	0-2	.000	8-8	1.000	5	10	15	1.2	13	0	7	6	3	3	24	1.8		
22	Anton, Bri.....	24-0	245 10.2	22-63	.349	8-30	.267	20-26	.769	3	32	35	1.5	29	0	22	33	3	13	72	3.0		
	Conference-Only..	13-0	106 8.2	12-32	.375	4-14	.286	7-7	1.000	0	8	8	0.6	15	0	7	15	0	6	35	2.7		
21	Walker, Kassie....	16-0	145 9.1	16-32	.500	4-13	.308	3-6	.500	10	14	24	1.5	13	0	6	10	0	12	39	2.4		
	Conference-Only..	12-0	113 9.4	13-26	.500	3-11	.273	3-6	.500	9	9	18	1.5	10	0	6	7	0	10	32	2.7		
30	Bracker, Abby.....	16-0	115 7.2	10-23	.435	0-1	.000	6-13	.462	11	20	31	1.9	16	0	1	14	0	6	26	1.6		
	Conference-Only..	6-0	42 7.0	1-9	.111	0-1	.000	3-7	.429	7	10	17	2.8	7	0	0	7	0	4	5	0.8		
32	Tipton, Sarah.....	6-0	13 2.2	0-4	.000	0-2	.000	0-0	.000	1	0	1	0.2	0	0	0	2	0	1	0	0.0		
	Conference-Only..	3-0	4 1.3	0-0	.000	0-0	.000	0-0	.000	0	0	0	0.0	0	0	0	0	0	0	0	0.0		
	TEAM.....									23	25	48	2.0	0			2						
	Conference-Only..									11	14	25	1.9	0			1						
	Total.....	24	4829	690-1371	.503	161-358	.450	350-482	.726	299	598	897	37.4	405	3	438	440	57	227	1891	78.8		
	Conference-Only..	13	2604	360-745	.483	81-198	.409	195-273	.714	172	319	491	37.8	225	3	216	234	33	122	996	76.6		
	Opponents.....	24	4828	559-1337	.418	153-433	.353	277-408	.679	249	445	694	28.9	419	-	316	447	76	200	1548	64.5		
	Conference-Only..	13	2603	295-709	.416	79-220	.359	165-232	.711	130	253	383	29.5	231	5	171	243	44	106	834	64.2		

SCORE BY PERIODS:	1st	2nd	OT	Total
Drury Lady Panthers.....	979	897	15	- 1891
Opponents.....	716	824	8	- 1548

DEADBALL REBOUNDS:	OFF	DEF	TOTAL
Drury Lady Panthers.....	62	5	67
Opponents.....	56	8	64

TEAM STATISTICS	DU	OPP	DATE	OPPONENT	W/L	SCORE	ATTEND
SCORING.....	1891	1548	11-16-09	at Grand Valley State	W OT	92-85	551
Points per game.....	78.8	64.5	11-20-09	TEXAS A&M-COMMERCE	W	98-60	1144
Scoring margin.....	+14.3	-	11-21-09	MISSOURI WESTERN	W	103-74	1108
FIELD GOALS-ATT.....	690-1371	559-1337	11-24-09	WASHBURN	L	59-68	1422
Field goal pct.....	.503	.418	11-27-09	vs Central Missouri	L	73-75	350
3 POINT FG-ATT.....	161-358	153-433	11-28-09	at Southwest Baptist	W	76-58	-
3-point FG pct.....	.450	.353	12-01-09	ARKANSAS-FT. SMITH	W	81-63	1018
3-pt FG made per game.....	6.7	6.4	*12-03-09	at Saint Joseph's	W	88-51	388
FREE THROWS-ATT.....	350-482	277-408	*12-05-09	at Illinois-Springfield	W	92-56	-
Free throw pct.....	.726	.679	12-12-09	at Northeastern State	L	49-53	500
REBOUNDS.....	897	694	12-17-09	vs Chaminade	W	98-49	200
Rebounds per game.....	37.4	28.9	12-18-09	vs Hawaii Pacific	W	81-63	108
Rebounding margin.....	+8.5	-	01-02-10	NEBRASKA-KEARNEY	W	85-66	1007
ASSISTS.....	438	316	*01-04-10	ROCKHURST	W	80-52	1017
Assists per game.....	18.3	13.2	*01-07-10	KENTUCKY WESLEYAN	W	81-60	1038
TURNOVERS.....	440	447	*01-09-10	BELLARMINE	W	78-70	1639
Turnovers per game.....	18.3	18.6	*01-14-10	at UW-Parkside	L	71-72	279
Turnover margin.....	+0.3	-	*01-16-10	MISSOURI S&T	W	71-57	1388
Assist/turnover ratio.....	1.0	0.7	*01-21-09	QUINCY	W	74-70	1402
STEALS.....	227	200	*01-23-10	LEWIS	W	75-72	1338
Steals per game.....	9.5	8.3	*01-28-10	at Missouri-St. Louis	W	81-65	322
BLOCKS.....	57	76	*01-30-10	at Maryville	W	78-74	275
Blocks per game.....	2.4	3.2	*02-04-10	at Northern Kentucky	L	62-66	892
WINNING STREAK.....	0	-	*02-06-10	at Indianapolis	L	65-69	541
Home win streak.....	8	-	* denotes conference game				
ATTENDANCE.....	13521	4406					
Home games-Avg/Game.....	11-1229	10-375					
Neutral site-Avg/Game.....	-	3-219					

SCORE BY PERIODS:	1st	2nd	OT	Total
Drury Lady Panthers.....	979	897	15	- 1891
Opponents.....	716	824	8	- 1548

Drury at #2 University of Indianapolis (February 6, 2010)

Official Basketball Box Score

Drury Lady Panthers vs Indianapolis

02-06-10 1:00 PM at Indianapolis, Ind. (Nicoson Hall)

VISITORS: Drury Lady Panthers 18-6, 10-3 GLVC

##	Player Name	TOT-FG 3-PT			REBOUNDS							MIN		
		FG-FGA	FG-FGA	FT-FTA	OF	DE	TOT	PF	TP	A	TO		BLK	S
01	Oliver, Melanie..... *	7-14	0-0	1-2	7	15	22	3	15	0	1	1	1	32
10	Pritchard, Katie..... *	4-11	1-7	0-0	1	4	5	3	9	1	2	2	1	34
12	Groose, Erica..... *	0-1	0-0	2-2	1	1	2	2	2	1	2	0	0	21
23	Jones, Ja'Nell..... *	6-11	0-0	3-3	0	1	1	1	15	6	5	0	0	34
25	Ballweg, Lindsay.... *	7-15	3-5	0-0	0	2	2	3	17	1	3	2	3	34
11	Gibbons, Amanda.....	1-1	0-0	0-0	0	1	1	3	2	0	1	0	0	8
21	Walker, Kassie.....	1-2	0-0	0-0	1	0	1	0	2	0	0	0	1	6
22	Anton, Bri.....	0-0	0-0	0-0	0	1	1	1	0	1	0	0	0	6
34	Plemmons, Sara Jane.	1-4	0-0	1-2	2	3	5	1	3	1	5	0	0	25
	TEAM.....						2	2						
	Totals.....	27-59	4-12	7-9	12	30	42	17	65	11	19	5	6	200

TOTAL FG% 1st Half: 19-37 51.4% 2nd Half: 8-22 36.4% Game: 45.8% DEADB
3-Pt. FG% 1st Half: 1-4 25.0% 2nd Half: 3-8 37.5% Game: 33.3% REBS
F Throw % 1st Half: 5-5 100% 2nd Half: 2-4 50.0% Game: 77.8% 2

HOME TEAM: Indianapolis 23-0, 14-0 GLVC

##	Player Name	TOT-FG 3-PT			REBOUNDS							MIN		
		FG-FGA	FG-FGA	FT-FTA	OF	DE	TOT	PF	TP	A	TO		BLK	S
04	Dewey, Katie..... *	5-9	3-6	0-2	2	8	10	1	13	7	5	1	1	34
12	Canary, Jessica..... *	3-15	3-11	0-0	0	2	2	3	9	5	1	4	0	34
13	Lyons, Katie..... *	3-6	0-0	3-3	1	1	2	2	9	0	4	1	0	16
21	Keegan, Cayla..... *	3-9	0-2	0-0	1	1	2	3	6	3	3	1	1	30
34	Meissel, Samantha... *	10-15	3-6	1-1	2	4	6	3	24	1	0	2	2	26
14	Rourk, Heather.....	0-0	0-0	0-0	1	0	1	0	0	0	1	0	0	9
22	Wenning, Hillary....	0-1	0-1	0-0	0	0	0	1	0	1	1	0	1	7
24	Gonser, Heather.....	1-3	1-2	0-0	0	0	0	0	3	0	0	0	1	12
32	Gonser, Nickole.....	1-4	1-3	2-4	0	1	1	0	5	0	0	0	1	21
33	Fenneman, Sarah.....	0-0	0-0	0-0	0	1	1	2	0	2	1	1	1	11
	TEAM.....						3	2	5					
	Totals.....	26-62	11-31	6-10	10	20	30	15	69	19	16	10	8	200

TOTAL FG% 1st Half: 13-29 44.8% 2nd Half: 13-33 39.4% Game: 41.9% DEADB
3-Pt. FG% 1st Half: 8-14 57.1% 2nd Half: 3-17 17.6% Game: 35.5% REBS
F Throw % 1st Half: 5-6 83.3% 2nd Half: 1-4 25.0% Game: 60.0% 0

Officials: Kelly Hill, Tim Cartwright, Terry Magnuson
Technical fouls: Drury Lady Panthers-None. Indianapolis-None.

Attendance: 541

Score by Periods	1st	2nd	Total
Drury Lady Panthers.....	44	21	65
Indianapolis.....	39	30	69

UIndy ranked #2 in USA Today ESPN Top 25 Coaches Poll

Points in the paint-DUW 42,UINDY 24. Points off turnovers-DUW 13,UINDY 16.
2nd chance points-DUW 2,UINDY 14. Fast break points-DUW 8,UINDY 6.
Bench points-DUW 7,UINDY 8. Score tied-5 times. Lead changed-7 times.
Last FG-DUW 2nd-00:19, UINDY 2nd-00:01.
Largest lead-DUW by 11 1st-06:52, UINDY by 5 2nd-00:55.